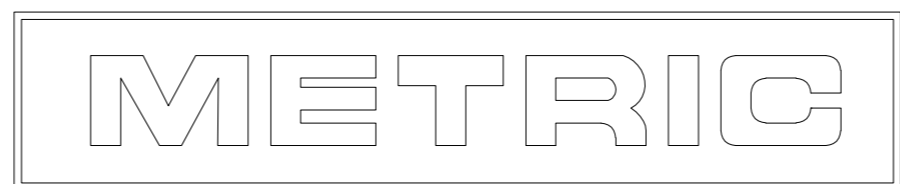
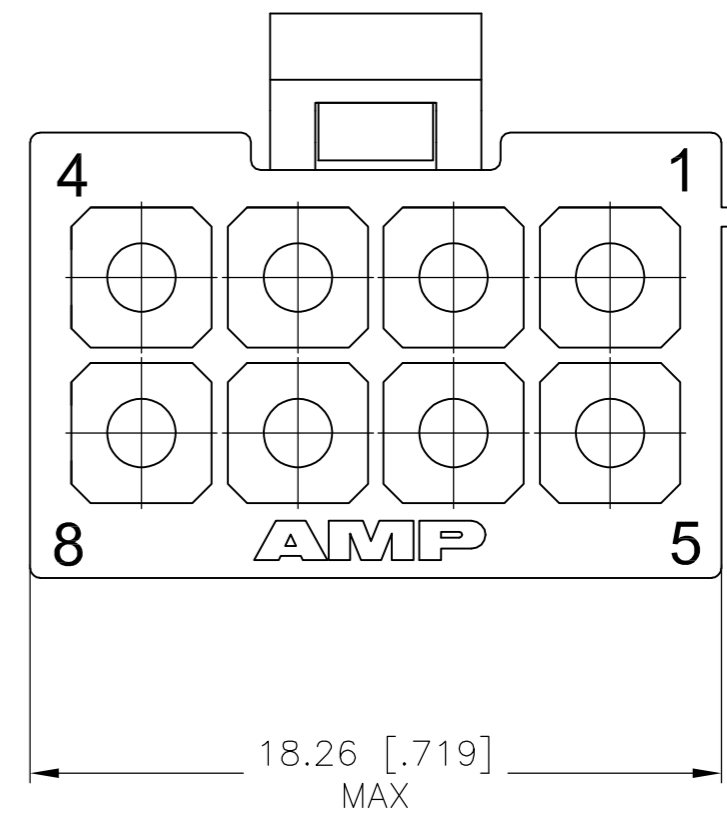
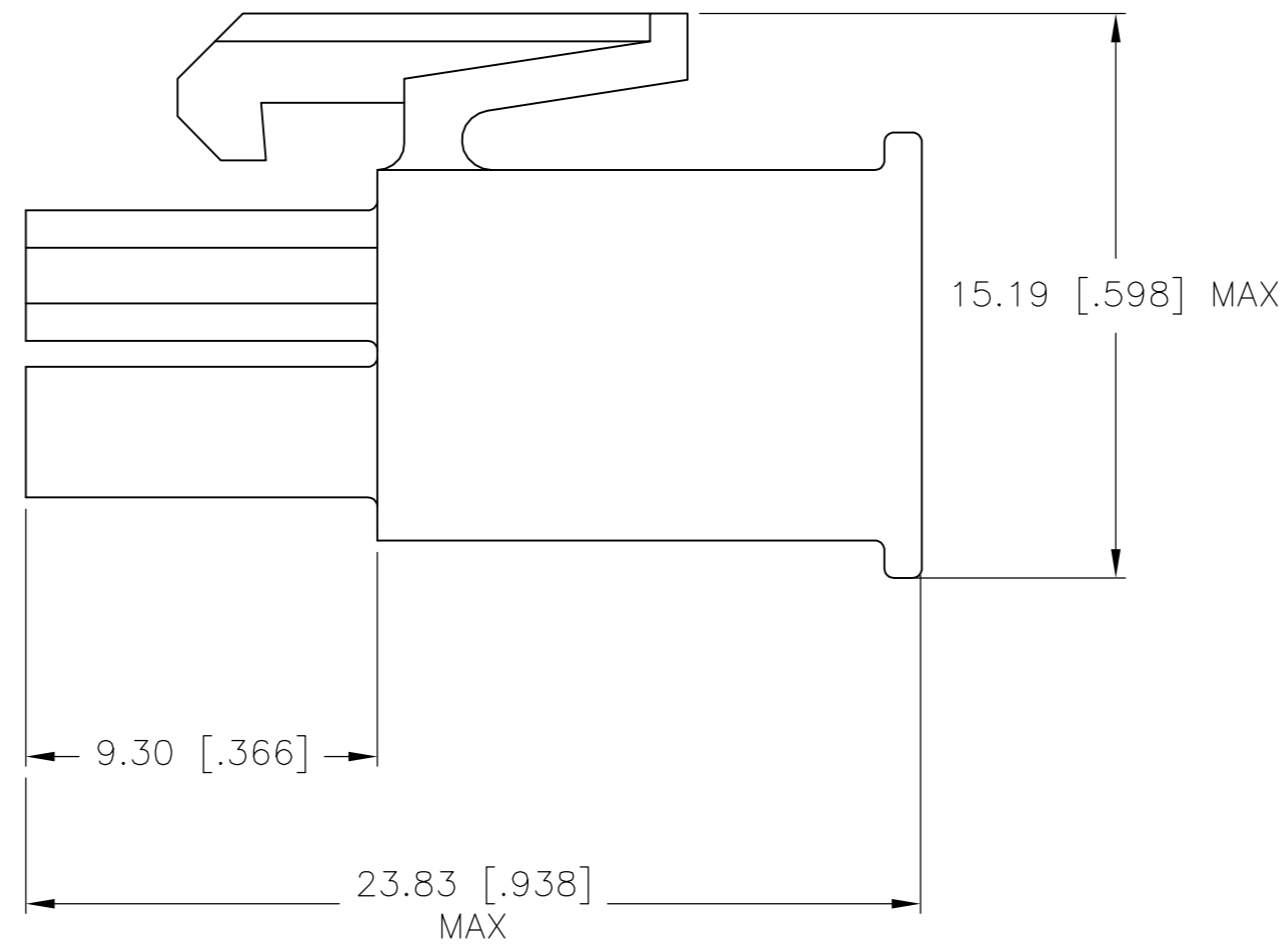
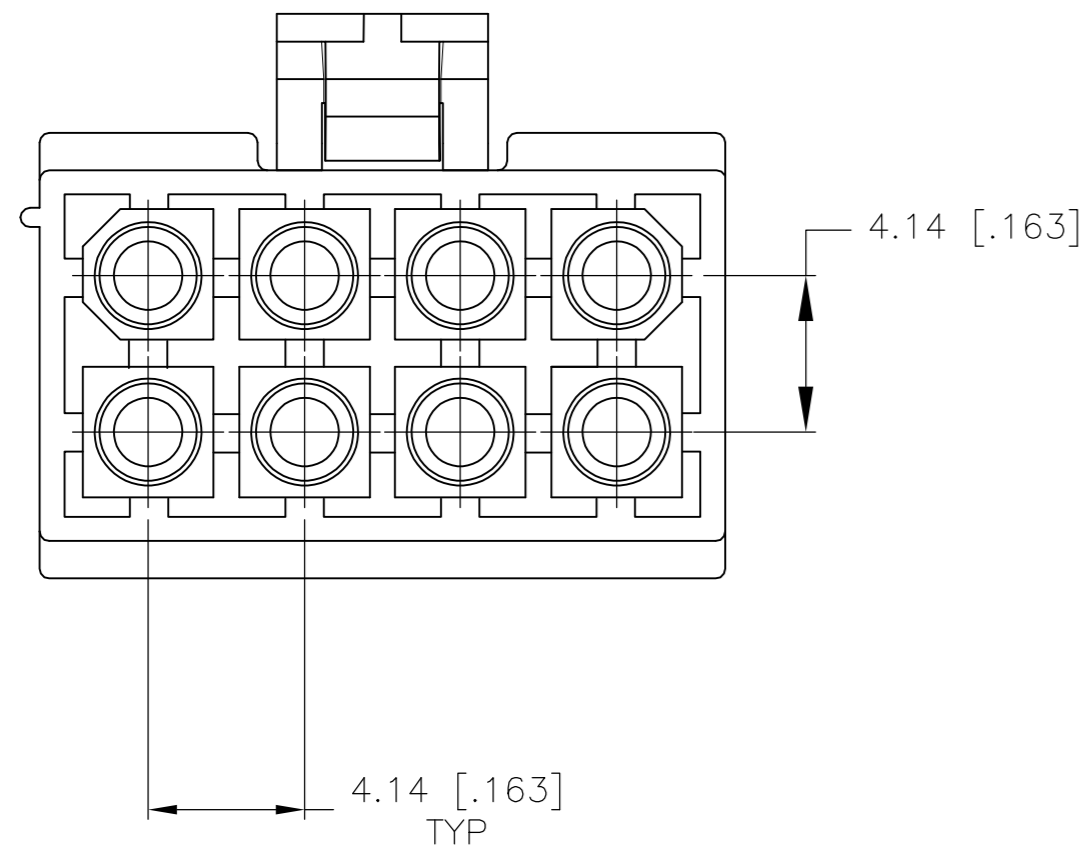


THIS DRAWING IS UNPUBLISHED. RELEASED FOR PUBLICATION
 © COPYRIGHT By - ALL RIGHTS RESERVED.

LOC		DIST		REVISIONS			
P	LTR	DESCRIPTION		DATE	DWN	APVD	
CM	00	K		REVISED PER ECR-15-001261	02MAR15	SC	KD

1. INDIVIDUAL CORING FEATURES AROUND BASES OF SILOS MAY NOT BE PRESENT IN ALL LOCATIONS SHOWN.



770579-1
PART NUMBER

THIS DRAWING IS A CONTROLLED DOCUMENT.		DWN	S. HOOVER	14-MAY-2004		TE Connectivity		
DIMENSIONS:		CHK	C. JONES	12-MAY-2004		PLUG, TM		
mm [INCHES]		APVD	C. JONES	12-MAY-2004		8 CIRCUIT, MINI UNIVERSAL MATE-N-LOK		
TOLERANCES UNLESS OTHERWISE SPECIFIED:		PRODUCT SPEC				SIZE	CAGE CODE	DRAWING NO
0 PLC	±	APPLICATION SPEC			A2	00779	C=770579	
1 PLC	±	WEIGHT			RESTRICTED TO			
2 PLC	±	CUSTOMER DRAWING			SCALE	SHEET	REV	
3 PLC	± 0.13 [.005]				5:1	1 of 1	K	
4 PLC	±							
ANGLES	±							
FINISH								
MATERIAL	NYLON, UL 94V-0							
	WHITE							